



AIR / WATER - 20 bar

Series 260

Series 260



SWIVELLING wall support with BAYONET hooking

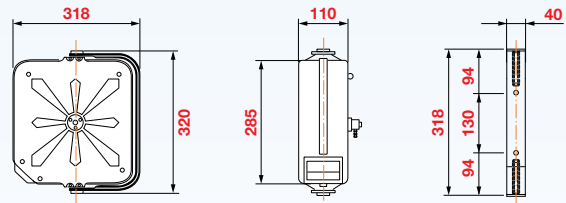
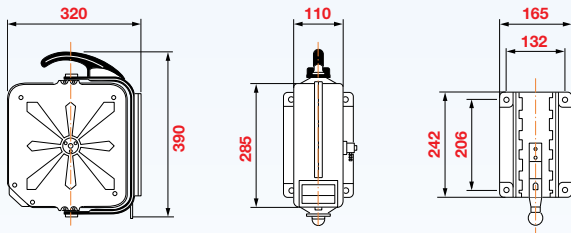
SWIVELLING SIMPLE wall support

Article	Hose supplied	Connection	
		inlet	outlet
89010	11m - 8x12 (971.111)	M1/4"G	M1/4"G
89011	11m - 6x10 (971.011)	M1/4"G	M1/4"G

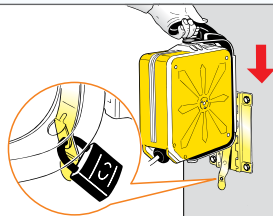
Article	Hose supplied	Connection	
		inlet	outlet
89109	11m - 8x12 (971.111)	M1/4"G	M1/4"G
89110	11m - 6x10 (971.011)	M1/4"G	M1/4"G

OVERALL DIMENSIONS

OVERALL DIMENSIONS



To prevent removal or theft of the hose reel, it can be secured with a bolt or padlock.

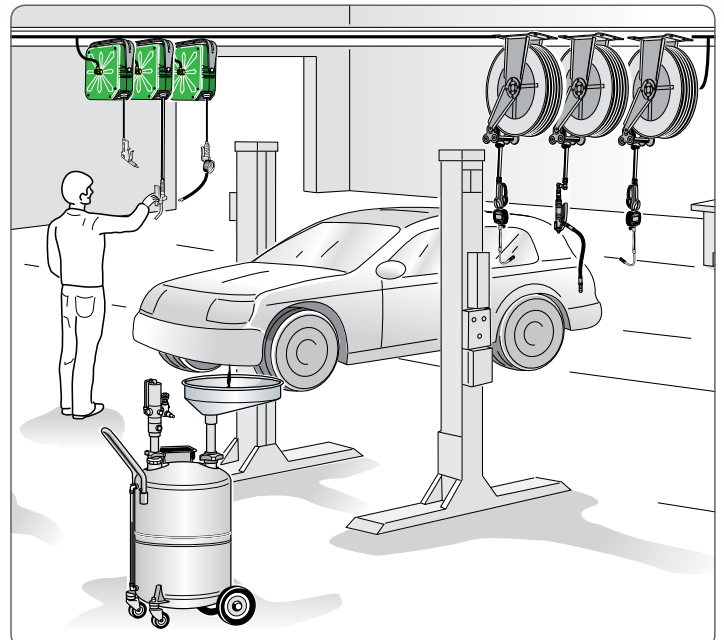
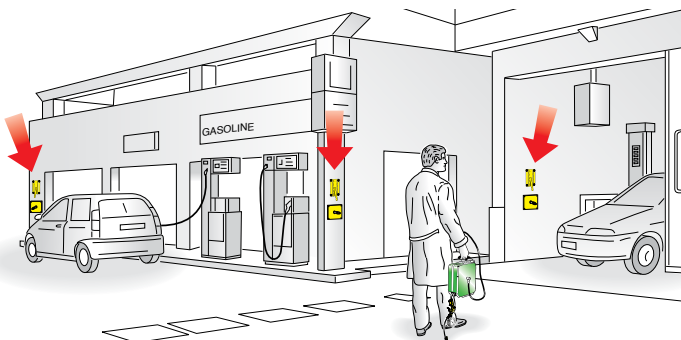


- Supplied with
- polyurethane hose
 - brass fitting
 - brass swivel joint
 - "viton" seals



Art. 89001

Series 260 hose reels are equipped with a **wall bracket with bayonet hooking**. The placing of several brackets in the service points allows the hose reel to be easily moved to the various workstations.





AIR / WATER - 20 bar PAINTED STEEL



In accordance with directive
AteX 94/9 II 3 GD c X



FIXED

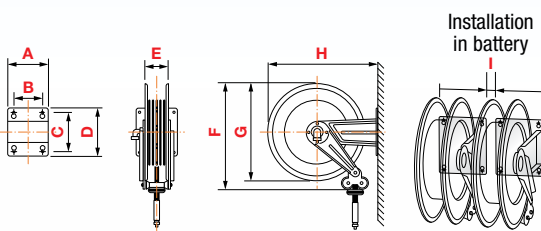


- Supplied with:
- polyurethane hose
 - brass fitting
 - brass swivel joint
 - "viton" seals



Article	Hose supplied	Connection		
		inlet	outlet	
S. 288	8288.100	without hose	M3/8"G	F3/8"G
	8288.102	13m - 10x14,5 (972.113)	M3/8"G	M3/8"G
	8288.103	15m - 8x12 (971.115)	M3/8"G	M1/4"G
	8288.104	10m - 6x10 (971.010)	M3/8"G	M1/4"G
	8288.105	15m - 6x10 (971.015)	M3/8"G	M1/4"G
S. 328	8328.100	without hose	M3/8"G	F3/8"G
	8328.102	15m - 10x14,5 (972.115)	M3/8"G	M3/8"G
	8328.103	18m - 8x12 (971.118)	M3/8"G	M1/4"G
	8328.104	8m - 13x19 (976.108)	M1/2"G	M1/2"G
	8328.105	12m - 13x19 (976.112)	M1/2"G	M1/2"G
S. 378	8378.100	without hose	M3/8"G	F3/8"G
	8378.102	20m - 10x14,5 (972.120)	M3/8"G	M3/8"G
	8378.103	20m - 8x12 (971.120)	M3/8"G	M1/4"G
	8378.104	10m - 13x19 (976.110)	M1/2"G	M1/2"G
	8378.105	15m - 13x19 (976.114)	M1/2"G	M1/2"G
S. 438	8430.100	without hose	F1/2"G	F1/2"G
	8438.101	10m - 13x19 (976.111)	F1/2"G	M1/2"G
	8438.102	15m - 13x19 (976.115)	F1/2"G	M1/2"G

FIXED OVERALL DIMENSIONS



Art.	A	B	C	D	E	F	G	H	I	1-m ³	Kg *
S. 288	186	140	196	226	110	310	300	320	-	0,037	from 7 to 12
S. 328	186	140	196	226	110	355	350	365	20	0,045	from 8 to 13
S. 378	186	140	196	226	110	400	390	410	20	0,068	from 10 to 17
S. 438	186	140	196	226	115	450	420	460	20	0,098	from 14 to 21

* The list shows min and max weight for each series: min weight refers to version without hose, max weight refers to heaviest version which depends on hose length and diameter.

FIXED HOSE REELS INSTALLATION

The quick coupling support is equipped with 4 slot holes that allow an easy and safe installation of the hose reel.
The **template** supplied facilitates drilling of the holes and there fore hose reel fixing.

